



AREEF ALI & ASSOCIATES BUSINESS SOLUTIONS



*presents a 2-day, intensive, instructor led program
Tue 15th & Wed 16th April 2025*



Advanced Excel Automating Data & Reports

Facilitator

Areef Ali BSc, FCCA, CA, MBA, MCT

Contact for inquiries or private group training sessions:

Mr. Areef Ali

(868)-788-7538

excelsem@aaa-bsol.com



[Click here to register](#)



What participants say after attending our MS Excel training sessions...

"Areef was an excellent facilitator. Made everything simple, was willing to repeat steps and processes. Gave a lot of practical examples and encouraged us to speak about or bring to him our own practical examples and advised what can be done to improve same" VS

"Excellent all round...." DH

"Astonishing and Empowering..." WW

"Once again Areef has delivered a wonderful course that meets the demands of today's business world. Concise, relevant & powerful..." AB

"Great seminar. Excellent facilitator. Generally, a very informative course" AA

"Excellent seminar. Facilitator is extremely knowledgeable great teaching application etc" KH

"Both seminar + facilitator were excellent!" SR

"Great facilitator Great seminar I strongly recommend" RV

"This course is the best course I have attended." MT-G

"Exceeded my expectations re the level of time savings and smart short cut tools shown. Extremely value adding..." DL

"The sessions were well taught and delivered to expose us to the range of possibilities of Excel. A job well done! Thanks" DC

"Exceptional & Dynamic course everyone should do." KL

"Mr. Ali is very knowledgeable in this field.... This session will certainly assist me with my daily work. I highly recommend people to take the time and money and invest in this course. It is worth it." AAA

"The seminar was intensive but well planned. The facilitator was very knowledgeable and aimed to give realistic applications to the techniques taught." JH

"I was impressed within the first 10 minutes of the programme.... Overall, I thoroughly enjoyed this course, didn't know Excel was so powerful." NA

"Course was excellent, well planned and properly delivered, esp. for myself having some fairly good experience with excel and its functionalities..." VR

"I must say I was very impressed with Mr. Ali's presentation style. It was an apt mix of professionalism and a unique spin on Excel techniques. The case study was very interesting; pulling on a myriad of knowledge acquired throughout the sessions" J-MG

"Facilitator is very knowledgeable and explains content brilliantly so that I could understand" KP-G

"Seminar - an excellent opportunity to improve one's knowledge for personal and professional effectiveness and creativity. Facilitator makes the learning process very easy despite the complexity of the topic units" CP

"Excellent all round..." DH

*Attendee feedback form comments were used with approval. Participant initials are shown at the end of comment

Contact us at excelsem@aaa-bsol.com or 868-788-7538 to arrange a custom in-house session done in MS Excel work productivity techniques.



Advanced Excel

Automating Data & Reports

Overview

Many persons continue to work with manually linked spreadsheets and workbooks. The problem is that the process is error prone and requires a significant amount of time to manipulate and update the data and reports for the next reporting period. This course teaches you how you can use Excel's latest self-service business intelligence features to avoid these problems. You will learn how to automate creating reports directly from your data sources.

Session Format / Facilitation approach

This is a practical and highly interactive seminar with a mix of tutoring using real life examples, hands on exercises for each technique learnt, combination exercises and Q&As.

Who will benefit?

The target audience includes anyone wanting to create reports more effectively will benefit from this training program. Accounting and Finance, HR, Marketing, IT, Business Analysts, Audit and Operations staff can all benefit from this seminar.

Participant Prerequisites

You should have experience using Excel to prepare management reports and completed our Excel Secrets & Techniques in Management Reporting program and its exercises.



Virtual participants MUST have a Windows based laptop equipped MS Excel 2019 or Office 365 edition along with a reliable internet connection for these sessions.



What are your key learning points & benefits?

- **Develop advanced technical skills** to succeed at automating your reports today, with the newest techniques using Power Query, Power Pivot, Power View, and 3-D Map features.
- **Increase work productivity and save time.** The techniques you learn can reduce the duration of analysis tasks from hours to minutes, freeing up time for higher payoff activities.
- **Receive download links** to practice exercise, videos, other training materials & solutions.
- **Claim CPD hours** and a certificate for your attendance at this seminar.

Contact us at excelsem@aaa-bsol.com or **868-788-7538**
to arrange a custom in-house session done in MS Excel work productivity techniques.

Advanced Excel: Automating Data & Reports Seminar Pricing (\$ TTD)

	Attending Online Virtual classroom options and pricing	
TTD\$2,800 + VAT = \$3,150		

	Attending Classroom At our classroom with lunch & refreshments	
TTD\$3,500 + VAT = \$3,937.50		

Please do not hesitate to contact us if you would prefer a private session or inhouse session for your team.

		<u>Click here to register</u>		
---	---	---	---	---

	Questions or feedback? areef@aaa-bsol.com (868) 788-7538
	Click here or scan QR code to visit our website at www.aaa-bsol.com

Contact us at excelsem@aaa-bsol.com or 868-788-7538 to arrange a custom in-house session done in MS Excel work productivity techniques.



Advanced Excel: Automating Data & Reports

Outline

Day 1

8:30am – 4pm

Tue 15th April 2025

15 minute morning and afternoon breaks at strategic intervals, hour long lunch at 12pm

Overview - Traditional vs new reporting techniques; Linked spreadsheet reporting; Power Query vs Power Pivots vs Power Maps Excel versions & setup for advanced reporting

Power Query for Data Preparation for Automation -

Working exercises / examples will be done together with participants to illustrate these techniques

- Auto link to different data sources using Excel
- Use the Excel Power Query Get & Transform menu for extraction and cleansing routines
- Split & join data to create reports, remove unwanted columns, rename columns, remove errors, changing data types, filling data,

- Get data in tabular format for reporting using the unpivot routine
- Automatically group data into categories
- Automate calculations using Power Query

Data consolidation techniques

Working exercises / examples will be done together with participants to illustrate these techniques

- Merging data from different sheets to create reports - automating inclusion of multiple columns to build reports.
- Automate appending data from multiple files as a data source to create reports.
- Merging comparison with VLOOKUP formula.

- Fuzzy logic lookups – set a similarity threshold to match values.
- Automation techniques for appending data from multiple sheets with either same sheet name or different sheet names as a data source to create reports.

Power Query - Date calendar

- How to create an automated calendar table to slice data / reports by different reporting periods.

Power Pivot Reporting

- Getting and loading data from multiple sources into PowerPivot: load data from text files, Excel files, databases, Power Query etc
- Automated filtering of unnecessary data from data sources prior to data load
- Creating relationships to allow drag and drop reporting across multiple data sources
- How to create calculated columns formulas and measures (sliceable calculations)
- Creating summary reports and PowerPivot dashboards from the data model

Contact us at excelsem@aaa-bsol.com or **868-788-7538**
to arrange a custom in-house session done in MS Excel work productivity techniques.



Advanced Excel: Automating Data & Reports

Outline

Day 2

8:30am – 4pm

Wed 16th April 2025

15 minute morning and afternoon breaks at strategic intervals, hour long lunch at 12pm

Reporting Consolidation technique - Using 3D Formulas to create drag & drop reports where the report template is identical for different branches, segments, or territories.

3D Maps - Creating maps from the Power Pivot model / Excel tables to analyze the data.

Case Study: Building a Reporting model & Dashboard Reports

To make the ideas real we will use the business intelligence tools in Excel (Power Query, Power Pivots and Power Maps) to automate the creation of the dashboard reports from raw data for an organisation.

The process will be completed step by step, so participants are clear as to what is must be done. This will take approximately 5 hours of dedicated time on the 2nd day. It will rely and build on the ideas covered from day 1 of the seminar.

The case exercise includes tips, tricks & techniques related to:

- Fixing bad data to tabular form using Power query & loading it to the Power Pivot data model.
- Loading data from tables in the reporting file, loading data from other folders - Text & Excel files.
- Creating the relational model: set up of one-to-many relationships between the data sets loaded in Power Pivot.
- Creating tabular formulas and measure type calculations to analyse the model.
- Building and loading a calendar table: manual method vs the automated approach.
- Building an interactive dashboard report from Power Pivot Data model using regular Pivot tables.
- Building interactive Geographic summary reports using Maps & 3D Maps - Excel 2019 & above.

Recap all topics, Q&A

Contact us at excelsem@aaa-bsol.com or **868-788-7538**
to arrange a custom in-house session done in MS Excel work productivity techniques.

Areef Ali & Associates Trainer Profiles

Facilitator Profile - Joseph Alexander MBA, BSc, MCT

Joseph Alexander is a certified Microsoft Office Specialist and Microsoft Certified Trainer with over ten years of teaching experience. He is a skilled training facilitator and has conducted training programs for hundreds of employees in various companies across Trinidad and Tobago. His expertise also includes course development, training management, and workforce assessment. He has successfully developed and delivered several training courses in Information Technology programs such as Windows 10/11, Microsoft Office, and Microsoft Teams.

Mr. Alexander possess a genuine passion for training and development, which shines through in every session he conducts, making it a memorable and enjoyable experience for the participants. He is also known to have the ability to make complex topics simple and easy to understand, as well as being very patient with slower paced learners. He consistently receives overwhelmingly positive feedback from the participants at the end of every training program he delivers. Mr. Alexander's core emphasis is always upon improving workforce productivity to increase company efficiency and profitability.

Contact us at excelsem@aaa-bsol.com or **868-788-7538**
to arrange a custom in-house session done in MS Excel work productivity techniques.

Facilitator Profile - Areef Ali B.Sc., MBA, FCCA, MCT

Areef has over thirty (30) years of work experience in the Finance, project management, operations, construction, training & business consulting fields. In June 2006 Areef, started AAABS to pursue his passion for training and people development.

In-house & Public MS Excel & Power BI training

AABS has completed in-house training for diverse teams in MS Excel work productivity techniques, Power BI, Management reporting, data analytics and Dashboarding. Our clients have included numerous organisations – locally, regionally & internationally.

Projects completed

We have completed many projects for clients in diverse sectors including work in:

- Management reporting, KPI / Dashboard automation
- Business planning and financial modelling automation
- Risk Management & Compliance monitoring / reporting automation
- Process automation

Public Seminar Hosting

We have hosted many public seminars with world-renowned experts in the fields of Advanced Excel, Management reporting, Marketing, Presentation techniques, Negotiation, Audit and Fraud examination

Facilities Management

In April 2017 Areef launched the "AA Success Centre". This facility has been fully occupied. Construction of a new training space started in 2024 with completion targeted for February 2024 .



We thank you for your consideration!

Contact us at excelsem@aaa-bsol.com or **868-788-7538**
to arrange a custom in-house session done in MS Excel work productivity techniques.